

GotSoccer Roster Updates

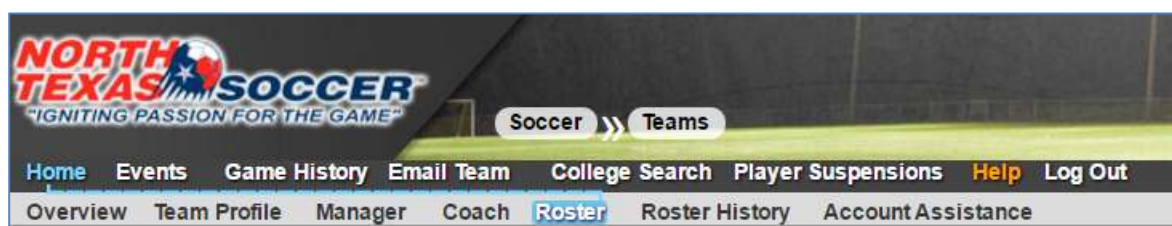
Jersey Numbers, Jersey Colors, Ratings, and Notes

GotSoccer Team Login

Log into GotSoccer using your team account username and password.

Jersey Numbers, Ratings, Notes

Select the Roster menu option.



This brings up your team roster.

Click on one of the links under L.Name or F.Name to access the individual players account.

Full Team Player List		
Photo	L.Name	F.Name

Under the Additional Information section, fill in the jersey number for the player (1-6) and the player's skill rating.

For the Rating, scale values 1-5 (1 – lowest skill level, 3 – average skill level, 5 – highest skill level). *Note: Only use a rating of 5 for players that you believe should be playing up an age group.*

Additional Information	
Jersey #	<input type="text" value="9"/>
Rating	<input type="text"/>

In the Notes field, I would like you to store the players Jersey Size (YXS, YS, YM, YL ...). If you are coaching U4 then YXS will be the majority of the player's size. If you are coaching U5 then YXS or YS will be the majority of the player's size.

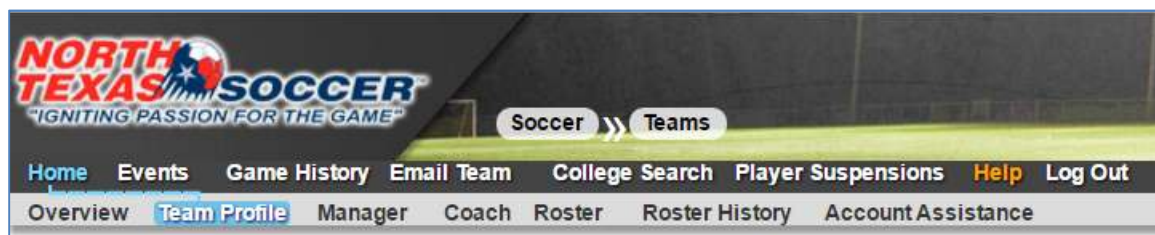
Notes (optional)	<input type="text"/>
---------------------	----------------------

Click on the Update button before leaving the page to save your changes.

Powered by  GotSoccer

Jersey Colors


Click on the Team Profile menu option.



Verify and fill in the Colors information for Jersey, Shorts, and Socks. MiniJogo does not have an Alt.Colors so this should remain blank.

Colors	Yellow/Blue	Blue	Blue
	Jersey	Shorts	Socks
Alt.Colors			
	Jersey	Shorts	Socks

Click on the Save button before leaving the page to save your changes.

Powered by  GotSoccer